

PLC

HMI

SENSOR

ENCODER

COUNTER

INFORMATION

# GC-A

## Features

### Programmable Touch Panel

- TFT models from 7-inch WVGA
- Screen transfer: Ethernet / USB
- PLC connection: Ethernet / Serial
- Supports SD card
- Macro features
- Supports remote operation



HMI Lineup

Panel Computer

Programmable  
Touch Panel

HMI Software

### Features

#### Remote operation on a smartphone/tablet

It transfers GC-A screens on a mobile devices to enable the operation of applications remotely. This remarkably improves safety and efficiency at workshop because the remote access enables updates and/or troubleshoots of lines at everywhere.

#### Email server feature

Serves emails indicating troubles at workshop to the office or any places. So maintenance capability will be drastically enhanced because you can grasp the trouble situation immediately.

#### Nimble data management with SD card (to be supported)

Easily moves screen data and enables analyzing the data records on the panel with a PC at the office in order to prepare business reports, so that you utilize the accumulated operation records much more easily.

#### Advanced programming

Received data can be processed with various programmable conditions and data transaction features. Since touch panel processes data to display and to analyze, it reduces PLC's processing load and saves communication overhead as well.

#### Displays with WVGA LCD

Displays clear vivid images with high resolution WVGA LCD device. Implemented 7 inch wide screen that is installed in a same size of 5.7 inch model housing is suitable for compact and integrated management machines.

#### Low power consumption for cost saving

LED backlight saves rated power consumption to around 6 watts. Also 7 level brightness control feature helps extra power saving.

#### Saves maintenance costs

Removing a cooling fan and adopted excellent quality parts eliminate required replacement parts and reduce the running costs. So the ecological capability brings outstanding cost merits throughout long-term running.

#### Various interfaces for external devices

For PLCs, provides Dsub 15pin RS-232C/422/485 port, Dsub 9pin RS-232C port and RJ45Ethernet port for 10Base-T/100Base-TX communication. And for project (screen) transfer, it has a built-in USB2.0 Type B port. Further, offers a reasonable model without Ethernet communication port in the product lineup.

GC-A

GC-7

EA7

### Software Outline

#### ① Menu Bar

Prepared useful features such as Windows interfaces.

#### ② Window

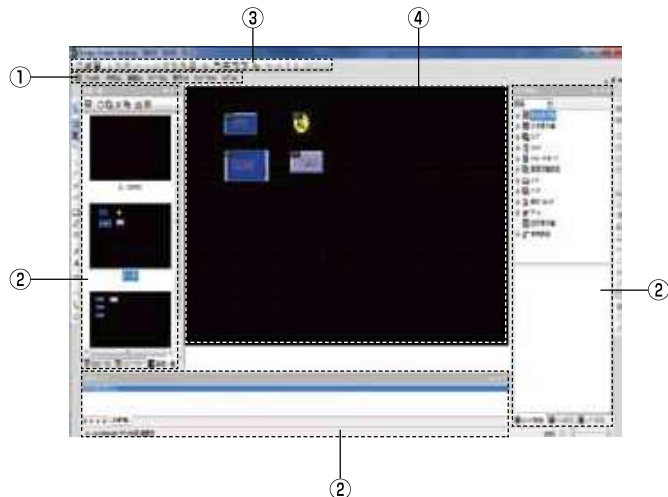
Windows that are used to operate standard features can be located anywhere to customize it.

#### ③ Toolbar

Toolbars at the end of window can be moved to be used as toolbox.

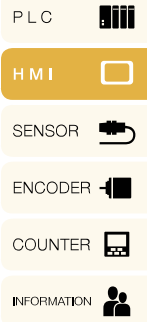
#### ④ Configuration Window

Place various parts to prepare screen for specific purpose.



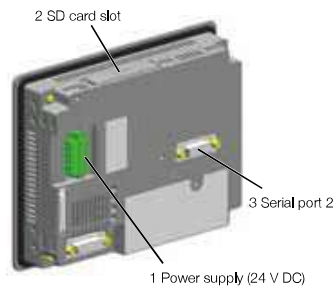
# GC-A

## Specifications

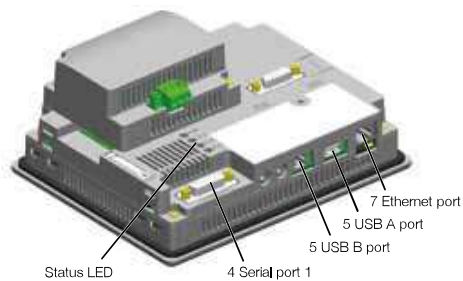


### Each Part Names and Descriptions

#### Back side



#### Back side bottom



- |   |                        |  |
|---|------------------------|--|
| 1 | Power supply (24 V DC) | Drives with useful power supply  |
| 2 | SD card slot           | Used for uploading/downloading screen data and saving measured data.           |
| 3 | Serial port 2          | Makes connection with the PLC possible.  |
| 4 | Serial port 1          | Makes connection with the PLC possible.  |
| 5 | USB B port             | Screen data can be uploaded/downloaded.  |
| 6 | USB A port             | Measured data can be saved in a USB memory that is convenient to carry around. |
| 7 | Ethernet port          | Makes connection with the PLC possible.  |

### Option


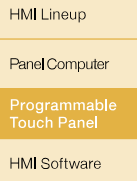
Name	Model Number
Plug for AC Power Supply	EA-AC-CON
AC Power Supply Module	EA-AC
D-sub Terminal Block Conversion Adaptor (For RS-422/485)	EA-COMCON-3
D-sub Angle Conversion Adaptor	EA-ADPTR-4
Compact Flash 512MB	EA-CF-CARD

### Connection Cable

Model Number	Connected Device
EA-2CBL	SJ, DL05/06/205, SZ, PZCPU Modular 6-pin
EA-2CBL-1	DL06/205-1/260, SZ-4M, PZ3High-density D-sub 15-pin
EA-4CBL-1	D4-CPU programmer port D-sub 15-pin
EA-4CBL-2	D4-CPU general-purpose port D-sub 25-pin
EA-MITSU-CBL-1	Mini DIN for Mitsubishi FX PLC
EA-MITSU-CBL-2	Mitsubishi computer link D-sub 9-pin
EA-OMRON-CBL-1	D-sub 9-pin for Omron

### Maintenance Product

Name	Model Number
Plug for Main Body Power Supply	EA-DC-CON
Mounting Bracket	EA-BRK-3
Battery	D2-BAT-1(CR2354)



PLC

HMI

SENSOR

ENCODER

COUNTER

INFORMATION

HMI Lineup

Panel Computer

Programmable  
Touch Panel

HMI Software

GC-A

GC-7

EA7

# GC-A

## Specifications

### Main Body Specifications

Model Number		GC-A14	GC-A14-R
Display	Device Size	7-inch	
	Display Device	TFT color LCD	
	Display Color/Gradation	262,144 color	
	Resolution	800 x 480 (WVGA)	
	Brightness Control	Set from the configuration screen of the main body display. (Setting components can be arranged from the drawing software.)	
	Backlight*1	LED	
	Replacement of Backlight	—	
	Automatic Turn-off Function	Possible	
Touch Panel	Analog resistive type, resolution: 1,024 W x 1,024 H		
Interfaces	Serial Port (RS-232C, RS-422/485*2) For PLC Connection	D-sub 15-pin (Female) x 1 Transmission speed (bps): 1,200/2,400/4,800/9,600/19,200/38,400/57,600 bps	
	Serial Port (RS-232C) For PLC Connection	D-sub 9-pin (Male) x 1*7 Transmission speed (bps): 1,200/2,400/4,800/9,600/19,200/38,400/57,600 bps	
	Ethernet*3	Ethernet 10BASE-T/100BASE-TX (RJ-45, Category 5) x 1	—
	USB (A) Port*4*5	USB 1.1 x 1	
	USB (B) Port For screen data transfer	USB 2.0 x 1	
	CF Card Slot (3.3 V)	—	
	SD Card Slot (3.3 V)	1 slot supports SDHC	—
	Line Output	To be supported	—
General Specifications	Supply Voltage	24 V DC (100/200 V AC power supply module is available as an option: EA-AC*6)	
	Allowable Power Range	20.4 to 28.8 V DC, allowable ripple, within 100 mVp-p, allowable instantaneous power failure time, within 5 ms	
	Power Consumption (24 V DC, at main body standalone operation)	Approx. 6 W	
	Use Ambient Temperature	0 to 50°C	
	Storage Ambient Temperature	-20 to 60°C	
	Use / Storage Ambient Humidity	10 to 85% RH (No condensation)	
	Noise Resistance	1000 V AC p-p, pulse width 1 .s, rise time 1 ns, between DC power supply input terminal and FG terminal (Cased on noise simulator)	
	Withstand Voltage	1000 V AC, 1 min, between DC power supply input terminal and FG terminal	
	Insulation Resistance	10 MΩ or higher (500 V DC), between DC power supply input terminal and FG terminal	
	Vibration Resistance	Comply with IEC61131-2, 5 to 9 Hz: 3.5 mm, 9 to 150 Hz: 9.8 m/s <sup>2</sup> (10 times each for the X, Y, and Z direction)	
	Impact Resistance	Maximum 147 m/s <sup>2</sup> , 11 ms (2 times each for the X, Y, and Z direction)	
	Electrostatic Discharge Resistance	Compliant with IEC61000-4-2, contact: 4 kV, air: 8 kV	
	Surrounding Atmosphere in Place of Use	No corrosive gases	
	Grounding	D-class grounding	
	Protective Structure	Equivalent to IP65(Only front, when gasket is used.)	
	Dimensions (mm)	204.4 W x 156 H x 48.5 D	
	Weight (g)	604	
	Panel Cutout Dimensions (mm)	189.5 W x 144.5 H	
	Cooling System	Natural air-cooling	
Compliant Standards	UL508, CE EN61131-2		
Drawing Software	Software	GC-A ScreenCreatorAdvance	
	Required system configuration	<ul style="list-style-type: none"> <li>· Intel® Atom™ Processor are recommended.</li> <li>· Windows®XP / Windows®7 / 8 (32/64-bit)</li> <li>· Equipped with 512 MB (1 GB or more is recommended.)</li> <li>· HD disc for free space of 50 MB or more</li> <li>· Resolution for XGA 1,024 x 768 or higher is recommended</li> <li>· CD-ROM drive / USB port</li> </ul>	
Accessories	Power plug Quick Start Guide Mounting brackets		

\*1 25 degrees C, 24 hour continuous lighting

\*2 Any one of RS-232C/422/485 can be used.

\*3 Combined use by PLC connection and screen data transfer and the network

\*4 Neighbor port may not be available according to width of plug shape





\*5 Some of commercial products may not work with this

\*6 Option EA-AC specification

\*7 Disabled while using Ethernet

# GC-A

## Specifications/Dimensions

PLC HMI SENSOR ENCODER COUNTER INFORMATION 

HMI Lineup

Panel Computer

Programmable  
Touch Panel

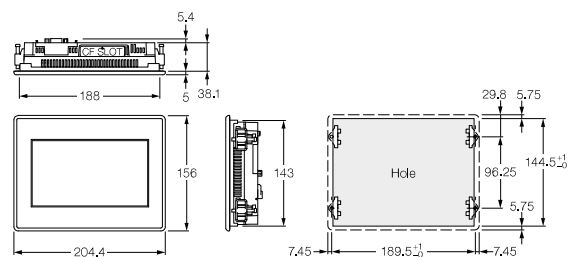
HMI Software

### List of Connected Devices

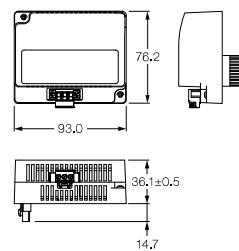
Device	Manufacturer	PLC Series	CPU Direct Connection	Serial Module/Port	Ethernet Module/Port
PLC	Koyo	KOSTAC S Series	○	○	○
		Direct Logic Series	○	○	○
	Mitsubishi	MELSEC-AnN Series	—	○	—
		MELSEC-AnS Series	—	○	—
		MELSEC-QnA Series	—	○	—
		MELSEC-Q Series	—	○	—
	Omron	SYSMAC C Series	—	○	—
		SYSMAC CQM1 Series	—	○	—
		SYSMAC CPM1 Series	—	○	—
	JTEKT	TOYOPUC Series	—	○	○(PC3 PC10G)
Panasonic	MEWNET Series	—	○	—	
Toshiba Machine	TCmini Series	—	○	—	
HostComputer		MemoryLink	—	○	—

### Dimensions (Unit: mm)

#### GC-A14/GC-A14-R



#### EA-AC



GC-A

GC-7

EA7